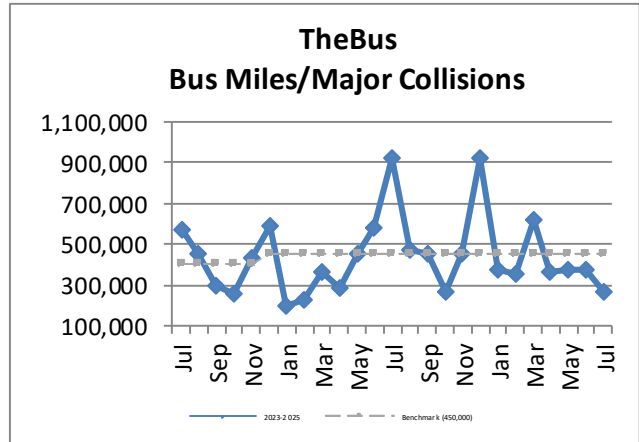
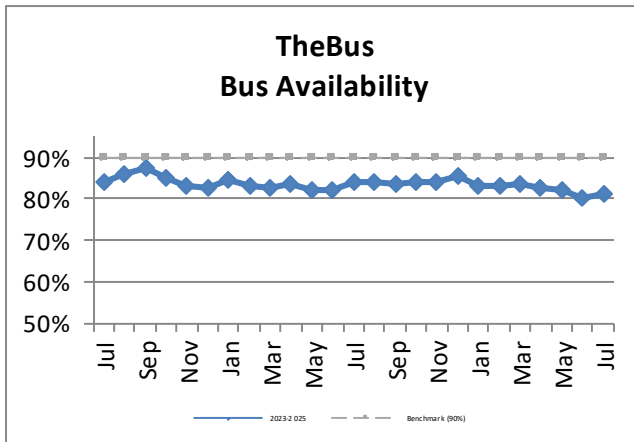
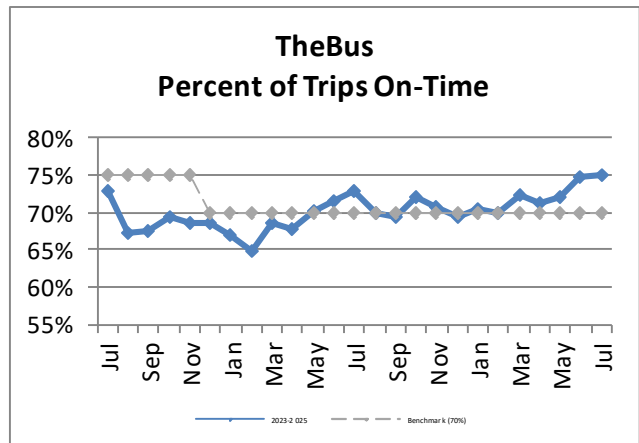
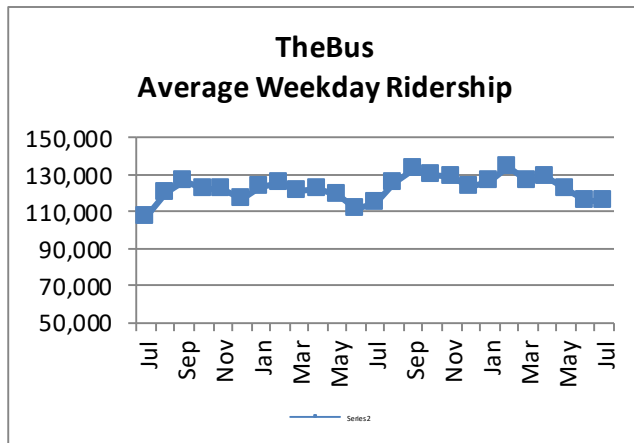


**Oahu Transit Services - Fixed Route  
Monthly Performance Report  
For the Month Ending July FY 2025**

Key Performance Indicators (KPI)	July FY 2025	July FY 2024	July FY 2019 Pre-Covid	Percent Change FY 2024-2025	YTD for FY 2025	YTD for FY 2024	July FY 2019 Pre-Covid	Percent Change FY 2024-2025	12 Month FY 2019 Pre-Covid	Benchmark
Total Monthly Ridership	3,263,740	3,158,956	5,023,765	3%	3,263,740	3,158,956	5,023,765	3%	61,140,545	
Average Weekday Ridership	115,882	114,268	183,108	1%	115,882	114,268	183,108	1.41%	189,944	
Percent of Trips On-Time	75.1%	72.9%	73%	2%	75.1%	72.9%	72.8%	2.20%	71.23%	70%
Bus Availability	81.2%	84.0%	90.4%	-3%	81.2%	84.0%	90.4%	-3%	91%	90%
Bus Miles/Major Collisions	263,606	919,149	369,195	-71.32%	263,606	919,149	369,195	-71.32%	289,946	450,000
Preventable Acc./Mil. Mls. (Rolling 12 Mos.)					2.89	3.00	1.62	-3.67%	1.75	3.00
Bus Miles/Mechanical Road Calls	11,320	17,021	9,978	-33.49%	11,320	17,021	9,978	-33%	11,336	11,000
Spare Ratio	26%	25%	20.4%	0.98%	26%	25%	20.4%	1%	20.2%	>20%
Percent of Inspections Comp. On-Time	100%	99.7%	100%	0%	100%	99.70%	100%	0%	100%	100%
Percent Maintained Pullouts	98.9%	99.4%	98.6%	-1.14%	98.9%	99.4%	98.6%	-1.1%	98.8%	100%
Cost per Service Hour	\$193.19	\$181.13	\$144.58	7%	\$193.19	\$181.13	\$144.58	7%	\$129.42	\$155.37
Cost per Passenger Trip	\$7.88	\$7.68	\$3.89	3%	\$7.88	\$7.68	\$3.89	3%	\$3.43	
Cost per Mile	\$13.94	\$13.20	\$10.59	6%	\$13.94	\$13.20	\$10.59	6%	\$9.52	
Passenger Trips per Hour	24.51	23.58	37.14	3.94%	24.51	23.58	37.14	4%	37.88	
Farebox Recovery	14%	13.7%	22.8%	2%	14%	13.7%	22.8%	2%	26.3%	27%
Trips per Mile	1.77	1.72	2.72	3%	1.77	1.72	2.72	3%	2.78	
Average System Speed	13.05	13.01	12.75	0%	13.05	13.01	12.75	0.29%	13.22	
Percent Complete in 30 Days (Customer)	94%	88%	97%	6%	94%	88%	97%	6%	96.7%	95%
Complaint Rate (Complaints per 100,000 Trips)	11.15	13.61	9.89	-18.07%	11.15	13.61	9.89	-18.07%	9.21	12



Oahu Transit Services - Fixed Route  
 Monthly Performance Report  
 For the Month Ending July FY 2025

